

PROTECT YOURSELF IN BURN ZONES

Avoid skin contact

with ash and possible cuts by covering up:²

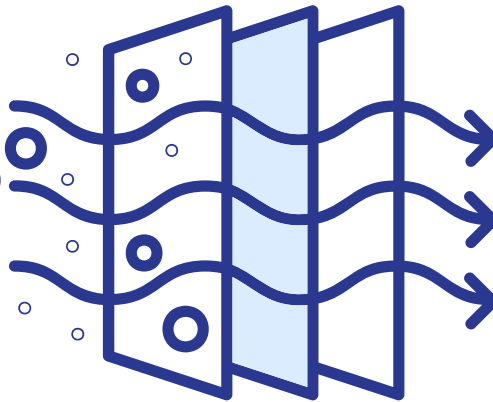
- Safety goggles if around ash
- Sturdy gloves
- Long-sleeve shirt
- Long pants
- Sturdy close-toed shoes
- Appropriate mask:

Anyone cleaning in burn zones should use NIOSH-approved P100 respirator masks only:

P100 respirators filter

>99.97%

of airborne particles (like particulates, mists, fumes, gases, and vapors) and is strongly resistant to oil.³



However, they do not protect against vapors.



Look for **P100 filters** specifically combined with **charcoal cartridges** to filter more harmful gases and vapors!



Change the filters when it becomes difficult to breathe: the frequency of changing the filters depends on how contaminated the environment is.

Sources:

1. "Wildfire Smoke", LA County
2. "Protecting Public Health from Home and Building Fire Ash". (2025). CA EPA.
3. "Approved Particulate Filtering Facepiece Respirators". (2024). CDC.



Scan Here to learn more about Clean Air SGV and other APIFM programs!



Cleaning Tips for Burn Zone Areas

Avoid exhausting physical activity as much as possible; rest often and take breaks

Physical exertion can make it harder for your body to cope with poor air quality! ¹



Try to limit time outdoors, especially in areas with heavy smoke



Drink lots of bottled water to help clear lungs and flush out toxins and avoid contact with stagnant water ²

If your area recently had a Do-Not-Drink-Water Notice lifted, run all water faucets for 10 minutes or until the water runs clear

Seek medical help immediately if you begin to...

- feel dizzy
- have difficulty breathing
- experience chest-tightening symptoms ¹




Lightly mist areas before gently sweeping, and follow up with wet mopping



Be careful to avoid bringing up ash in air!


Double bag and tie trash to prevent soot and ash from blowing out ³



After Cleaning...

When leaving, bag your clothes and shoes before entering any vehicles to avoid spreading contaminants

Before leaving, use wet wipes to gently blot and remove contaminants, like ash and debris, from your skin and hair



Wash your clothes, removing any odors, and shower immediately ³